

2019

City of Rushford Village
Trash & Recycling Pick-Up Days

Trash & Recycling

| January | | | | | | |
|---------|----|----|----|----|----|----|
| S | M | T | W | T | F | S |
| | | 1 | 2 | 3 | 4 | 5 |
| 6 | 7 | 8 | 9 | 10 | 11 | 12 |
| 13 | 14 | 15 | 16 | 17 | 18 | 19 |
| 20 | 21 | 22 | 23 | 24 | 25 | 26 |
| 27 | 28 | 29 | 30 | 31 | | |

| February | | | | | | |
|----------|----|----|----|----|----|----|
| S | M | T | W | T | F | S |
| | | | | | 1 | 2 |
| 3 | 4 | 5 | 6 | 7 | 8 | 9 |
| 10 | 11 | 12 | 13 | 14 | 15 | 16 |
| 17 | 18 | 19 | 20 | 21 | 22 | 23 |
| 24 | 25 | 26 | 27 | 28 | | |

| March | | | | | | |
|-------|----|----|----|----|----|----|
| S | M | T | W | T | F | S |
| | | | | | 1 | 2 |
| 3 | 4 | 5 | 6 | 7 | 8 | 9 |
| 10 | 11 | 12 | 13 | 14 | 15 | 16 |
| 17 | 18 | 19 | 20 | 21 | 22 | 23 |
| 24 | 25 | 26 | 27 | 28 | 29 | 30 |

| April | | | | | | |
|-------|----|----|----|----|----|----|
| S | M | T | W | T | F | S |
| | 1 | 2 | 3 | 4 | 5 | 6 |
| 7 | 8 | 9 | 10 | 11 | 12 | 13 |
| 14 | 15 | 16 | 17 | 18 | 19 | 20 |
| 21 | 22 | 23 | 24 | 25 | 26 | 27 |
| 28 | 29 | 30 | | | | |

| May | | | | | | |
|-----|----|----|----|----|----|----|
| S | M | T | W | T | F | S |
| | | | 1 | 2 | 3 | 4 |
| 5 | 6 | 7 | 8 | 9 | 10 | 11 |
| 12 | 13 | 14 | 15 | 16 | 17 | 18 |
| 19 | 20 | 21 | 22 | 23 | 24 | 25 |
| 26 | 27 | 28 | 29 | 30 | 31 | |

| June | | | | | | |
|------|----|----|----|----|----|----|
| S | M | T | W | T | F | S |
| | | | | | | 1 |
| 2 | 3 | 4 | 5 | 6 | 7 | 8 |
| 9 | 10 | 11 | 12 | 13 | 14 | 15 |
| 16 | 17 | 18 | 19 | 20 | 21 | 22 |
| 23 | 24 | 25 | 26 | 27 | 28 | 29 |

| July | | | | | | |
|------|----|----|----|----|----|----|
| S | M | T | W | T | F | S |
| | 1 | 2 | 3 | 4 | 5 | 6 |
| 7 | 8 | 9 | 10 | 11 | 12 | 13 |
| 14 | 15 | 16 | 17 | 18 | 19 | 20 |
| 21 | 22 | 23 | 24 | 25 | 26 | 27 |
| 28 | 29 | 30 | 31 | | | |

| August | | | | | | |
|--------|----|----|----|----|----|----|
| S | M | T | W | T | F | S |
| | | | | 1 | 2 | 3 |
| 4 | 5 | 6 | 7 | 8 | 9 | 10 |
| 11 | 12 | 13 | 14 | 15 | 16 | 17 |
| 18 | 19 | 20 | 21 | 22 | 23 | 24 |
| 25 | 26 | 27 | 28 | 29 | 30 | 31 |

| September | | | | | | |
|-----------|----|----|----|----|----|----|
| S | M | T | W | T | F | S |
| 1 | 2 | 3 | 4 | 5 | 6 | 7 |
| 8 | 9 | 10 | 11 | 12 | 13 | 14 |
| 15 | 16 | 17 | 18 | 19 | 20 | 21 |
| 22 | 23 | 24 | 25 | 26 | 27 | 28 |
| 29 | 30 | | | | | |







| October | | | | | | |
|---------|----|----|----|----|----|----|
| S | M | T | W | T | F | S |
| | | 1 | 2 | 3 | 4 | 5 |
| 6 | 7 | 8 | 9 | 10 | 11 | 12 |
| 13 | 14 | 15 | 16 | 17 | 18 | 19 |
| 20 | 21 | 22 | 23 | 24 | 25 | 26 |
| 27 | 28 | 29 | 30 | 31 | | |

| November | | | | | | |
|----------|----|----|----|----|----|----|
| S | M | T | W | T | F | S |
| | | | | | 1 | 2 |
| 3 | 4 | 5 | 6 | 7 | 8 | 9 |
| 10 | 11 | 12 | 13 | 14 | 15 | 16 |
| 17 | 18 | 19 | 20 | 21 | 22 | 23 |
| 24 | 25 | 26 | 27 | 28 | 29 | 30 |

| December | | | | | | |
|----------|----|----|----|----|----|----|
| S | M | T | W | T | F | S |
| 1 | 2 | 3 | 4 | 5 | 6 | 7 |
| 8 | 9 | 10 | 11 | 12 | 13 | 14 |
| 15 | 16 | 17 | 18 | 19 | 20 | 21 |
| 22 | 23 | 24 | 25 | 26 | 27 | 28 |
| 29 | 30 | 31 | | | | |

A 35 or 65 gallon garbage tote on wheels is provided at no individual cost as well as a recyclable container. A 95 gallon tote may be requested for an additional \$10.00 per quarter. Please contact the Village at (507)864-7974.

How to Prepare Recyclables

| | | | | |
|------------------------------------------------------------------------------------------------------------------------------------------------------------------------------------------------------------------------------------------------------------------------------------------------------------------------------------|---------------------------------------------------------------------------------------------------------------------------------------------------------------------------------------------------------------------------------------------------------------------------------------------------------------------------------------------------------------------------------------|--------------------------------------------------------------------------------------------------------------------------------------------------------------------------------------------------------------------------------------------|----------------------------------------------------------------------------------------------------------------------------------------------------------------------------------------------------------------------------------------------------------------------------------------------------------------------------------------------------------------------------------------------------------------------------------------------|-------------------------------------------------------------------------------------------------------------------------------------------------------------------------------------------------------------------------------------------------------------------------------------------------------------------------------------------------------------------------------------------------------------------------------------------------------------------------------------------------------------------|
| <p>GLASS: Jars and bottles only!</p> <ul style="list-style-type: none"> • NO light bulbs, dishes, glassware, window glass, mirrors, or ceramics • Remove lids and metal rings, empty and rinse clean.  | <p>TIN CANS: Empty food, paint, aerosol cans only!</p> <ul style="list-style-type: none"> • NO chemicals, scrap metal, or vehicle parts. • Empty, rinse clean, and remove labels. Ends of cans can stay attached. Flattening of food cans is appreciated.  | <p>ALUMINUM: Cans only!</p> <ul style="list-style-type: none"> • Drain liquid and rinse cans clean. Flattening is appreciated.  | <p>PLASTIC: Bottles only!</p> <ul style="list-style-type: none"> • NO plastic packaging, plastic bags or Styrofoam. • Look for #1, #2, #5 mark (milk jugs, soda, and water bottles). • Rinse clean; discard cap.   | <p>CARDBOARD/PAPER/CARTONS: Milk, juice, broth, soup, and other food & beverage cartons</p> <ul style="list-style-type: none"> • What is a carton? It's a type of food and beverage packaging. There are two types: shelf-stable (broth, soup, soy milk, juice, milk, cereal, soda, wine) and refrigerated (milk, juice, cream, egg substitutes). • Drain liquid.  |
|------------------------------------------------------------------------------------------------------------------------------------------------------------------------------------------------------------------------------------------------------------------------------------------------------------------------------------|---------------------------------------------------------------------------------------------------------------------------------------------------------------------------------------------------------------------------------------------------------------------------------------------------------------------------------------------------------------------------------------|--------------------------------------------------------------------------------------------------------------------------------------------------------------------------------------------------------------------------------------------|----------------------------------------------------------------------------------------------------------------------------------------------------------------------------------------------------------------------------------------------------------------------------------------------------------------------------------------------------------------------------------------------------------------------------------------------|-------------------------------------------------------------------------------------------------------------------------------------------------------------------------------------------------------------------------------------------------------------------------------------------------------------------------------------------------------------------------------------------------------------------------------------------------------------------------------------------------------------------|

Place glass, cardboard, paper, tin cans, aluminum cans, plastic, and cartons together **LOOSELY** in recycling bin.

NEWSPAPERS/MAGAZINES

- **JUNK MAIL** is acceptable
- Newspapers (including shiny inserts), magazines, and telephone books are acceptable.
- Keep papers as dry as possible! If rain/snow is predicted, please wait until your next recycling week to set out.

Please Note: The Village recycles **ONLY** the items listed in this brochure. Items such as, plastic packaging, and non-recyclable containers should be placed in your regular trash.

Dynamic Recycling offers Electronics and Appliance Recycling!!!

Dynamic Recycling, a sister company of Harter's Quick Clean-Up, offers cost effective and convenient recycling of your outdated electronics and appliances. Do the environmentally responsible thing and recycle your electronics and appliances with Dynamic Recycling & Harter's, give us a call today (608-782-2082)!

Large Items

Call Harter's for prices for pick-up of large items such as couches, chairs, sinks, carpets, etc.